

Joe Lombardo
Governor



Julie Butler
Director

Tonya Laney
Deputy Director

555 Wright Way
Carson City, Nevada 89711
Telephone (775) 684-4368
dmv.nv.gov

January 5, 2024

Brenda J. Erdoes, Director
Legislative Counsel Bureau
401 S. Carson Street
Carson City, NV 89701

Dear Director Erdoes,


Pursuant to Assembly Bill 483 of the 2019 Legislative Session, the Department of Motor Vehicles (DMV) is required to conduct a Mileage Gathering Pilot Program which collects mileage, fuel type and body type data for certain vehicle categories. DMV is required to submit a report of the pilot data semi-annually through June 30, 2026.

Attached is the Mileage Gather Pilot Report due January 1, 2024. This report includes mileage collection data for all registered vehicles which reported odometer readings, including intrastate motortrucks and truck-tractors registered with the Motor Carrier Division.

Please reference the footnotes which will provide details explaining the reports and any other exceptions you may not see in the data. Reminder: Due to passage of SB371 in the 2021 Legislative Session, recreational vehicle data has been omitted from the report.

Should you have any questions please do not hesitate to contact Molly Lennon, Administrator, Research and Project Management at mjlennon@dmv.nv.gov or (775) 684-4960

Sincerely,


[Tonya Laney \(Jan 30, 2024 08:44 PST\)](#)
Tonya Laney, Deputy Director
Department of Motor Vehicles

AB483 MILEAGE GATHERING PILOT
July 1, 2023 - December 31, 2023

PASSENGER CARS (1PC)																								
	B-HYBRID GASOLINE/GASOHOL		D-DIESEL		E-ELECTRIC		F-FLEXIBLE FUEL E85/M85		G-GASOLINE/ GASOHOL		L-LIQUIFIED NATURAL GAS		N-COMPRESSED NATURAL GAS		P-PROPANE		R-HYDROGEN		Q-HYBRID ELECTRIC (PHEV)		Y-HYBRID DIESEL		TOTAL	
Weight of Vehicle in Pounds	Number of Vehicles	Number of Miles	Number of Vehicles	Number of Miles	Number of Vehicles	Number of Miles	Number of Vehicles	Number of Miles	Number of Vehicles	Number of Miles	Number of Vehicles	Number of Miles	Number of Vehicles	Number of Miles	Number of Vehicles	Number of Miles	Number of Vehicles	Number of Miles	Number of Vehicles	Number of Miles	Number of Vehicles	Number of Miles	Number of Vehicles	Number of Miles
< 6,000	22,179	230,546,881	3638	36,535,161	14,049	152,407,075	36,021	344,444,564	604,267	5,507,868,844	-	-	10	97,651	14	178,617	-	-	3,655	38,333,559	-	-	683,833	6,310,233,735
6,000-8,499	58	558,468	431	3,377,501	4	34,278	591	6,364,431	2,537	23,473,552	-	-	1	1,676	-	-	-	-	5	45,347	-	-	3,627	33,855,253
8,500-10,000	2	21,176	23	210,055	2	9,243	4	32,955	564	3,075,566	-	-	-	-	-	-	-	-	-	-	-	-	595	3,348,995
10,001-26,000	1	15,773	35	273,508	-	-	3	34,140	48	370,731	-	-	-	-	-	-	-	-	-	-	-	-	87	694,152
26,001-80,000	1	2,602	2	11,950	2	26,194	1	7,102	31	316,165	-	-	-	-	-	-	-	-	-	-	-	-	37	364,013
> 80,000	-	-	-	-	-	-	-	-	2	27,111	-	-	-	-	-	-	-	-	-	-	-	-	2	27,111
Total	22,241	231,144,900	4,129	40,408,175	14,057	152,476,790	36,620	350,883,192	607,449	5,535,131,969	-	-	11	99,327	14	178,617	-	-	3,660	38,378,906	-	-	688,181	6,348,523,259

LIGHT-DUTY (2LD)																								
	B-HYBRID GASOLINE/GASOHOL		D-DIESEL		E-ELECTRIC		F-FLEXIBLE FUEL E85/M85		G-GASOLINE/ GASOHOL		L-LIQUIFIED NATURAL GAS		N-COMPRESSED NATURAL GAS		P-PROPANE		R-HYDROGEN		Q-HYBRID ELECTRIC (PHEV)		Y-HYBRID DIESEL		TOTAL	
Weight of Vehicle in Pounds	Number of Vehicles	Number of Miles	Number of Vehicles	Number of Miles	Number of Vehicles	Number of Miles	Number of Vehicles	Number of Miles	Number of Vehicles	Number of Miles	Number of Vehicles	Number of Miles	Number of Vehicles	Number of Miles	Number of Vehicles	Number of Miles	Number of Vehicles	Number of Miles	Number of Vehicles	Number of Miles	Number of Vehicles	Number of Miles	Number of Vehicles	Number of Miles
< 6,000	237	2,450,442	2,911	25,194,209	9	92,432	3,422	30,573,396	55,350	479,516,950	-	-	-	-	1	4,000	-	-	-	-	-	-	61,930	537,831,429
6,000-8,499	425	4,242,248	11,943	114,400,563	117	1,115,870	8,385	81,683,857	60,755	582,947,347	-	-	3	26,684	3	36,841	-	-	-	-	-	-	81,631	784,453,410
8,500-10,000	70	717,452	9,267	83,664,617	82	807,888	1,690	18,373,400	9,859	99,331,560	-	-	4	70,649	-	-	-	-	-	-	-	-	20,972	202,965,566
10,001-26,000	12	151,344	6,733	69,116,446	7	34,275	207	2,376,464	1,128	12,172,205	-	-	-	-	-	-	-	-	-	-	2	12,677	8,089	83,863,411
26,001-80,000	-	-	2	25,755	-	-	2	12,159	3	29,467	-	-	-	-	-	-	-	-	-	-	-	-	7	67,381
> 80,000	-	-	1	9,659	-	-	1	2,812	2	13,914	-	-	-	-	-	-	-	-	-	-	-	-	4	26,385
Total	744	7,561,486	30,857	292,411,249	215	2,050,465	13,707	133,022,088	127,097	1,174,011,443	-	-	7	97,333	4	40,841	-	-	-	-	2	12,677	172,633	1,609,207,582

AB483 MILEAGE GATHERING PILOT
July 1, 2023 - December 31, 2023

HEAVY-DUTY (3HD)																								
	B-HYBRID GASOLINE/GASOHOL		D-DIESEL		E-ELECTRIC		F-FLEXIBLE FUEL E85/M85		G-GASOLINE/ GASOHOL		L-LIQUIFIED NATURAL GAS		N-COMPRESSED NATURAL GAS		P-PROPANE		R-HYDROGEN		HYBRID ELECTRIC (PHEV)		Y-HYBRID DIESEL		TOTAL	
Weight of Vehicle in Pounds	Number of Vehicles	Number of Miles	Number of Vehicles	Number of Miles	Number of Vehicles	Number of Miles	Number of Vehicles	Number of Miles	Number of Vehicles	Number of Miles	Number of Vehicles	Number of Miles	Number of Vehicles	Number of Miles	Number of Vehicles	Number of Miles	Number of Vehicles	Number of Miles	Number of Vehicles	Number of Miles	Number of Vehicles	Number of Miles	Number of Vehicles	Number of Miles
< 6,000	-	-	114	1,120,928	3	26,188	401	5,094,199	2,092	21,386,923	-	-	2	23,849	-	-	-	-	-	-	-	-	2,612	27,652,087
6,000-8,499	1	10,989	265	2,674,604	5	41,497	976	11,851,366	2,101	21,146,826	-	-	3	37,387	-	-	-	-	-	-	-	-	3,351	35,762,669
8,500-10,000	1	9,331	476	4,616,519	16	110,766	1,140	13,986,407	1,548	17,845,099	-	-	3	27,035	3	39,439	-	-	-	-	-	-	3,187	36,634,596
10,001-26,000	-	-	1,723	18,240,407	1	1,793	156	1,810,506	976	9,591,450	-	-	-	-	-	-	-	-	-	-	1	8,890	2,857	29,653,046
26,001-80,000	-	-	2	32,549	-	-	-	-	1	12,015	-	-	-	-	-	-	-	-	-	-	-	-	3	44,564
> 80,000	-	-	-	-	-	-	-	-	2	19,863	-	-	-	-	-	-	-	-	-	-	-	-	2	19,863
Total	2	20,320	2,580	26,685,007	25	180,244	2,673	32,742,478	6,720	70,002,176	-	-	8	88,271	3	39,439	-	-	-	-	1	8,890	12,012	129,766,825

MOTOR TRUCK (4MT)																								
	B-HYBRID GASOLINE/GASOHOL		D-DIESEL		E-ELECTRIC		F-FLEXIBLE FUEL E85/M85		G-GASOLINE/ GASOHOL		L-LIQUIFIED NATURAL GAS		N-COMPRESSED NATURAL GAS		P-PROPANE		R-HYDROGEN		HYBRID ELECTRIC (PHEV)		Y-HYBRID DIESEL		TOTAL	
Weight of Vehicle in Pounds	Number of Vehicles	Number of Miles	Number of Vehicles	Number of Miles	Number of Vehicles	Number of Miles	Number of Vehicles	Number of Miles	Number of Vehicles	Number of Miles	Number of Vehicles	Number of Miles	Number of Vehicles	Number of Miles	Number of Vehicles	Number of Miles	Number of Vehicles	Number of Miles	Number of Vehicles	Number of Miles	Number of Vehicles	Number of Miles	Number of Vehicles	Number of Miles
< 6,000	-	-	73	745,281	-	-	1	4,692	149	1,575,605	-	-	-	-	-	-	-	-	-	-	-	-	223	2,325,578
6,000-8,499	-	-	14	117,701	-	-	-	-	27	238,565	-	-	-	-	-	-	-	-	-	-	-	-	41	356,266
8,500-10,000	-	-	21	180,363	-	-	4	47,673	49	451,510	-	-	-	-	-	-	-	-	-	-	-	-	74	679,546
10,001-26,000	-	-	1,053	10,323,156	-	-	7	95,472	304	3,038,643	-	-	-	-	1	2,179	-	-	-	-	-	-	1,365	13,459,450
26,001-80,000	-	-	6	65,908	-	-	-	-	-	-	-	-	-	-	-	-	-	-	-	-	-	-	6	65,908
> 80,000	-	-	-	-	-	-	-	-	-	-	-	-	-	-	-	-	-	-	-	-	-	-	-	-
Total	-	-	1,167	11,432,409	-	-	12	147,837	529	5,304,323	-	-	-	-	1	2,179	-	-	-	-	-	-	1,709	16,886,748

AB483 MILEAGE GATHERING PILOT
July 1, 2023 - December 31, 2023

TRUCK-TRACTOR (5TT)																								
	B-HYBRID GASOLINE/GASOHOL		D-DIESEL		E-ELECTRIC		F-FLEXIBLE FUEL E85/M85		G-GASOLINE/ GASOHOL		L-LIQUIFIED NATURAL GAS		N-COMPRESSED NATURAL GAS		P-PROPANE		R-HYDROGEN		Q-HYBRID ELECTRIC (PHEV)		Y-HYBRID DIESEL		TOTAL	
Weight of Vehicle in Pounds	Number of Vehicles	Number of Miles	Number of Vehicles	Number of Miles	Number of Vehicles	Number of Miles	Number of Vehicles	Number of Miles	Number of Vehicles	Number of Miles	Number of Vehicles	Number of Miles	Number of Vehicles	Number of Miles	Number of Vehicles	Number of Miles	Number of Vehicles	Number of Miles	Number of Vehicles	Number of Miles	Number of Vehicles	Number of Miles	Number of Vehicles	Number of Miles
< 6,000	-	-	16	112,289	-	-	10	101,318	54	508,624	-	-	-	-	-	-	-	-	-	-	-	-	80	722,231
6,000-8,499	-	-	11	87,353	-	-	20	215,239	70	704,880	-	-	-	-	-	-	-	-	-	-	-	-	101	1,007,472
8,500-10,000	-	-	27	250,495	-	-	41	458,342	94	782,073	-	-	-	-	-	-	-	-	-	-	-	-	162	1,490,910
10,001-26,000	-	-	846	8,484,599	-	-	73	732,228	447	4,316,530	-	-	1	2,255	1	9,969	-	-	-	-	-	-	1,368	13,545,581
26,001-80,000	1	48,223	1,228	22,515,463	-	-	-	-	-	-	-	-	-	-	1	34,497	-	-	-	-	-	-	1,230	22,598,183
> 80,000	-	-	232	7,292,389	-	-	-	-	-	-	-	-	-	-	-	-	-	-	-	-	-	-	232	7,292,389
Total	1	48,223	2,360	38,742,588	-	-	144	1,507,127	665	6,312,107	-	-	1	2,255	2	44,466	-	-	-	-	-	-	3,173	46,656,766

BUS (6B)																								
	B-HYBRID GASOLINE/GASOHOL		D-DIESEL		E-ELECTRIC		F-FLEXIBLE FUEL E85/M85		G-GASOLINE/ GASOHOL		L-LIQUIFIED NATURAL GAS		N-COMPRESSED NATURAL GAS		P-PROPANE		R-HYDROGEN		Q-HYBRID ELECTRIC (PHEV)		Y-HYBRID DIESEL		TOTAL	
Weight of Vehicle in Pounds	Number of Vehicles	Number of Miles	Number of Vehicles	Number of Miles	Number of Vehicles	Number of Miles	Number of Vehicles	Number of Miles	Number of Vehicles	Number of Miles	Number of Vehicles	Number of Miles	Number of Vehicles	Number of Miles	Number of Vehicles	Number of Miles	Number of Vehicles	Number of Miles	Number of Vehicles	Number of Miles	Number of Vehicles	Number of Miles	Number of Vehicles	Number of Miles
< 6,000	-	-	-	-	-	-	-	-	19	70,327	-	-	-	-	-	-	-	-	-	-	-	-	19	70,327
6,000-8,499	-	-	2	11,336	-	-	1	1,995	26	172,308	-	-	1	3,000	-	-	-	-	-	-	-	-	30	188,639
8,500-10,000	-	-	5	30,956	-	-	7	22,423	41	223,857	-	-	-	-	-	-	-	-	-	-	-	-	53	277,236
10,001-26,000	-	-	48	455053	-	-	5	85,951	110	1,197,908	1	1,663	2	23,708	-	-	-	-	-	-	-	-	166	1,764,283
26,001-80,000	-	-	24	174,952	4	4,539	-	-	-	-	-	-	4	7,461	-	-	-	-	-	-	-	-	32	186,952
> 80,000	-	-	-	-	-	-	-	-	-	-	-	-	-	-	-	-	-	-	-	-	-	-	-	-
Total	-	-	79	672,297	4	4,539	13	110,369	196	1,664,400	1	1,663	7	34,169	-	-	-	-	-	-	-	-	300	2,487,437

AB483 MILEAGE GATHERING PILOT
July 1, 2023 - December 31, 2023

DATA NOT PROVIDED PER PASSAGE OF SB 371 IN 2021 - RECREATIONAL VEHICLE (7RV)

	B-HYBRID GASOLINE/GASOHOL		D-DIESEL		E-ELECTRIC		F-FLEXIBLE FUEL E85/M85		G-GASOLINE/ GASOHOL		L-LIQUIFIED NATURAL GAS		N-COMPRESSED NATURAL GAS		P-PROPANE		R-HYDROGEN		Q-HYBRID ELECTRIC (PHEV)		Y-HYBRID DIESEL		TOTAL	
Weight of Vehicle in Pounds	Number of Vehicles	Number of Miles	Number of Vehicles	Number of Miles	Number of Vehicles	Number of Miles	Number of Vehicles	Number of Miles	Number of Vehicles	Number of Miles	Number of Vehicles	Number of Miles	Number of Vehicles	Number of Miles	Number of Vehicles	Number of Miles	Number of Vehicles	Number of Miles	Number of Vehicles	Number of Miles	Number of Vehicles	Number of Miles	Number of Vehicles	Number of Miles
< 6,000																							-	-
6,000-8,499																							-	-
8,500-10,000																							-	-
10,001-26,000																							-	-
26,001-80,000																							-	-
> 80,000																							-	-
Total	-	-	-	-	-	-	-	-	-	-	-	-	-	-	-	-	-	-	-	-	-	-	-	-

TOTAL - ALL VEHICLE TYPES

	B-HYBRID GASOLINE/GASOHOL		D-DIESEL		E-ELECTRIC		F-FLEXIBLE FUEL E85/M85		G-GASOLINE/ GASOHOL		L-LIQUIFIED NATURAL GAS		N-COMPRESSED NATURAL GAS		P-PROPANE		R-HYDROGEN		Q-HYBRID ELECTRIC (PHEV)		Y-HYBRID DIESEL		TOTAL	
Weight of Vehicle in Pounds	Number of Vehicles	Number of Miles	Number of Vehicles	Number of Miles	Number of Vehicles	Number of Miles	Number of Vehicles	Number of Miles	Number of Vehicles	Number of Miles	Number of Vehicles	Number of Miles	Number of Vehicles	Number of Miles	Number of Vehicles	Number of Miles	Number of Vehicles	Number of Miles	Number of Vehicles	Number of Miles	Number of Vehicles	Number of Miles	Number of Vehicles	Number of Miles
< 6,000	22,416	232,997,323	6,752	63,707,868	6,552	152,525,695	39,855	380,218,169	661,931	6,010,927,273	-	-	12	121,500	15	182,617	-	-	3,655	38,333,559	-	-	741,188	6,879,014,004
6,000-8,499	484	4,811,705	12,666	120,669,058	126	1,191,645	9,973	100,116,888	65,516	628,683,478	-	-	8	68,747	3	36,841	-	-	5	45,347	-	-	88,781	855,623,709
8,500-10,000	73	747,959	9,819	88,953,005	100	927,897	2,886	32,921,200	12,155	121,709,665	-	-	7	97,684	3	39,439	-	-	-	-	-	-	25,043	245,396,849
10,001-26,000	13	167,117	10,438	106,893,169	8	36,068	451	5,134,761	3,013	30,687,467	1	1,663	3	25,963	2	12,148	-	-	-	-	3	21,567	13,932	142,979,923
26,001-80,000	2	50,825	1,264	22,826,577	6	30,733	3	19,261	35	357,647	-	-	4	7,461	1	34,497	-	-	-	-	-	-	1,315	23,327,001
> 80,000	-	-	233	7,302,048	-	-	1	2,812	6	60,888	-	-	-	-	-	-	-	-	-	-	-	-	240	7,365,748
Total	22,988	238,774,929	41,172	410,351,725	6,792	154,712,038	53,169	518,413,091	742,656	6,792,426,418	1	1,663	34	321,355	24	305,542	-	-	3,660	38,378,906	3	21,567	870,499	8,153,707,234

AB483 MILEAGE GATHERING PILOT
July 1, 2023 - December 31, 2023

FOOTNOTES:

1. Passenger cars are categorized by unladen (empty) weight, as declared weights are not required for registration on these body types.
2. Flexible Fuel represents all flexible fuel blends including M85 and E85 as requested in AB483; however, breakdowns of these blends are not available at this time.
3. Gasohol (Gasoline) refers to commonly used fuel mixtures of ethanol and gasoline (i.e., E10 or E18). The department does not have the ability for calculating the disparity from this report to the last.
4. PHEV refers to Plug In Hybrid Electric Vehicles, which are reported for purposes of this report as Hybrid Electric. The department does not have the ability for calculating the disparity from this report to the last.
5. Hydrogen is combined with oxygen for use by fuel cell vehicles to run an electric motor.
6. Zero mileage data represented. Mileage collection began on October 1, 2019. Odometer reading differences must be excluded which represent only a beginning entry. A beginning entry may show a difference between 0 miles and 110,000 when the vehicle has driven only 9,000 miles in the previous registration cycle, but hadn't previously reported the odometer reading prior to the mileage gathering pilot.
7. Report will exclude the following numerical odometer entries, thereby reducing the population represented (these numbers will appear on exceptions reports for analysis):
 - a. "1" - Representing broken odometer or a vehicle which was originally manufactured without an odometer.
 - b. "2" - Representing no odometer reading reported.
8. Non-emission required vehicles entering a lower value than entered on a previous registration cycle will be excluded from the report (these numbers will appear on exceptions reports for analysis).
9. Potentially misleading data which reduces the validity of the numbers for total miles travelled:
 - a. Under-reporting of odometer reading
 - b. Over-reporting of odometer reading
 - c. Entry errors during customer self-reporting and emission technician processing
 - d. Odometers reported at registration and vehicle sold to be registered out of state in less than 1 registration cycle
10. Total number of vehicles represents the total number of vehicles currently registered or renewed during this reporting period if odometer readings were reported and the reading was not excluded per Footnote 7. These vehicles could be at any point in their registration cycle (12 months) which reduces the validity of using this total to calculate averages. Raw data was provided which does not separate Recreational Vehicles from Passenger Cars, nor does it separate motortrucks and buses from other truck categories(i.e. light-duty and heavy duty).
11. July 1, 2022 is the first report which represents total mileage collected for motortrucks and truck-tractors. In effort to provide data for these body types, weight ranges and fuel types, miles reported for motor trucks are truck-tractors previously included only an average number of miles traveled for the timeframe in question, representing only Nevada registered IRP vehicles." tractors. Implementation completed in April 2021 to begin compiling mileage. Report submitted for July 1, 2022 will be the first report which represents total mileage collected for these vehicles. In effort to provide data for these body types, weight ranges and fuel types, miles reported for motortrucks and truck-tractors will include only an average number of miles traveled for the timeframe in question representing only Nevada registered IRP vehicles.
12. Report compiled EOB 1/5/2024.

DEFINITIONS:

- Light-duty (2LD) – A truck that has a manufacturer's gross vehicle weight of 8,500 pounds and less, not including a passenger car.
- Heavy-duty (3HD) – A truck that has a manufacturer's gross vehicle weight between 8,501 pounds and 26,000 pounds, not including a passenger car, motortruck or truck-tractor.
- Motortruck (4MT) – A truck designed for transportation of property , but not manufactured to tow a trailer, with a manufacturer's gross vehicle weight of 26,001 pounds or more; not including truck-tractors.
- Truck-tractor (5TT) – A combination motor vehicle designed and used primarily for towing other vehicles and a load/property, with a gross combination weight of 26,001 pounds or more including one or more towed vehicles with a gross vehicle weight of more than 10,000 pounds; not including motortrucks.
- Recreational Vehicle (7RV) – A motor vehicle designed as temporary living quarters for travel, recreational or camping use, which is self-propelled.

AB483 MILEAGE GATHERING PILOT
SUPPLEMENTAL REPORT - MILEAGE BY COUNTY/BODY TYPE/FUEL TYPE
July 1, 2023 - December 31, 2023

PASSENGER CARS (1PC)													
		B-HYBRID GASOLINE/GA SOHOL	D-DIESEL	E-ELECTRIC	F-FLEXIBLE FUEL	G- GASOLINE/GASO HOL	N- COMPRESSED NATURAL GAS	P-PROPANE	R- HYDROGEN	L- LIQUEFIED NATURAL GAS	Q-HYBRID ELECTRIC (PHEV)	Y-HYBRID DIESEL	TOTAL
County	Carson City	4,287,745	1,066,927	1,417,063	6,003,204	102,988,178	15,783	-	-	-	378,789	-	116,157,689
	Churchill	1,297,454	694,831	309,861	4,054,029	42,205,249	-	-	-	-	108,728	-	48,670,152
	Clark	169,239,803	21,959,157	118,397,343	237,907,548	4,047,269,392	83,544	163,689	-	-	29,212,741	-	4,624,233,217
	Douglas	4,182,503	1,931,475	2,413,239	7,817,178	106,606,476	-	-	-	-	792,708	-	123,743,579
	Elko	2,813,200	1,301,139	234,122	9,092,881	76,316,607	-	-	-	-	163,448	-	89,921,397
	Esmeralda	31,997	45,091	26,489	66,094	1,285,055	-	-	-	-	-	-	1,454,726
	Eureka	128,367	47,979	25,644	105,270	1,797,187	-	-	-	-	-	-	2,104,447
	Humboldt	646,598	356,390	130,035	2,052,616	19,140,810	-	-	-	-	48,031	-	22,374,480
	Lander	82,126	50,118	37,829	481,788	5,800,781	-	-	-	-	27,775	-	6,480,417
	Lincoln	140,596	161,506	86,884	489,859	4,650,899	-	-	-	-	20,455	-	5,550,199
	Lyon	4,559,966	1,479,658	1,585,407	10,960,254	124,110,793	-	-	-	-	485,550	-	143,181,628
	Mineral	210,401	53,918	26,726	758,487	7,188,980	-	-	-	-	28,384	-	8,266,896
	Nye	2,865,783	1,821,650	1,103,415	9,454,107	91,046,518	-	-	-	-	652,210	-	106,943,683
	Pershing	77,848	81,475	7,299	499,477	4,920,824	-	-	-	-	-	-	5,586,923
	Storey	238,285	147,219	114,955	677,962	7,995,035	-	-	-	-	67,964	-	9,241,420
	Washoe	39,964,536	8,975,889	26,560,479	58,789,969	880,009,552	-	14,928	-	-	6,336,079	-	1,020,651,432
	White Pine	377,692	233,753	-	1,672,469	11,799,633	-	-	-	-	56,044	-	14,139,591

AB483 MILEAGE GATHERING PILOT
SUPPLEMENTAL REPORT - MILEAGE BY COUNTY/BODY TYPE/FUEL TYPE
July 1, 2023 - December 31, 2023

MOTOR TRUCK (4MT)													
		B-HYBRID GASOLINE/GA SOHOL	D-DIESEL	E-ELECTRIC	F-FLEXIBLE FUEL	G- GASOLINE/GASO HOL	N- COMPRESSED NATURAL GAS	P-PROPANE	R- HYDROGEN	L- LIQUEFIED NATURAL GAS	Q-HYBRID ELECTRIC (PHEV)	Y-HYBRID DIESEL	TOTAL
County	Carson City	-	187,891	-	-	115,707	-	-	-	-	-	-	303,598
	Churchill	-	82,425	-	-	16,489	-	-	-	-	-	-	98,914
	Clark	-	8,619,428	-	124,810	3,630,533	-	2,179	-	-	-	-	12,376,950
	Douglas	-	206,447	-	-	2,498	-	-	-	-	-	-	208,945
	Elko	-	191,822	-	-	76,336	-	-	-	-	-	-	268,158
	Esmeralda	-	-	-	-	-	-	-	-	-	-	-	-
	Eureka	-	28,681	-	-	-	-	-	-	-	-	-	28,681
	Humboldt	-	52,536	-	-	30,027	-	-	-	-	-	-	82,563
	Lander	-	1,738	-	-	-	-	-	-	-	-	-	1,738
	Lincoln	-	19,381	-	-	13,862	-	-	-	-	-	-	33,243
	Lyon	-	117,394	-	-	55,397	-	-	-	-	-	-	172,791
	Mineral	-	4,019	-	-	19,306	-	-	-	-	-	-	23,325
	Nye	-	180,095	-	-	67,562	-	-	-	-	-	-	247,657
	Pershing	-	3,984	-	-	-	-	-	-	-	-	-	3,984
	Storey	-	40,303	-	-	15,630	-	-	-	-	-	-	55,933
	Washoe	-	1,685,018	-	23,027	1,259,862	-	-	-	-	-	-	2,967,907
	White Pine	-	11,247	-	-	1,114	-	-	-	-	-	-	12,361

AB483 MILEAGE GATHERING PILOT
SUPPLEMENTAL REPORT - MILEAGE BY COUNTY/BODY TYPE/FUEL TYPE
July 1, 2023 - December 31, 2023

TRUCK-TRACTOR (5TT)													
		B-HYBRID GASOLINE/GA SOHOL	D-DIESEL	E-ELECTRIC	F-FLEXIBLE FUEL	G- GASOLINE/GASO HOL	N- COMPRESSED NATURAL GAS	P-PROPANE	R- HYDROGEN	LIQUEFIED NATURAL GAS	HYBRID ELECTRIC (PHEV)	Y-HYBRID DIESEL	TOTAL
County	Carson City	-	402,869	-	35,465	94,342	-	-	-	-	-	-	532,676
	Churchill	-	684,481	-	3,924	72,597	-	-	-	-	-	-	761,002
	Clark	-	25,462,873	-	1,050,517	4,737,240	2,255	9,969	-	-	-	-	31,262,854
	Douglas	-	638,035	-	-	219,551	-	-	-	-	-	-	857,586
	Elko	-	2,036,830	-	7,365	183,981	-	-	-	-	-	-	2,228,176
	Esmeralda	-	1,457	-	-	-	-	-	-	-	-	-	1,457
	Eureka	-	196,843	-	-	7,837	-	-	-	-	-	-	204,680
	Humboldt	-	1,217,400	-	13,927	13,540	-	-	-	-	-	-	1,244,867
	Lander	-	279,542	-	-	-	-	-	-	-	-	-	279,542
	Lincoln	-	109,516	-	-	11,850	-	-	-	-	-	-	121,366
	Lyon	-	974,868	-	12,767	90,594	-	34,497	-	-	-	-	1,112,726
	Mineral	-	215,510	-	6,464	-	-	-	-	-	-	-	221,974
	Nye	-	1,524,868	-	70,122	100,027	-	-	-	-	-	-	1,695,017
	Pershing	-	101,417	-	-	3,960	-	-	-	-	-	-	105,377
	Storey	-	620,334	-	-	32,876	-	-	-	-	-	-	653,210
	Washoe	48,223	3,917,500	-	306,576	753,799	-	-	-	-	-	-	5,026,098
	White Pine	-	358,245	-	-	2,859	-	-	-	-	-	-	361,104

**AB483 MILEAGE GATHERING PILOT
SUPPLEMENTAL REPORT - MILEAGE BY COUNTY/BODY TYPE/FUEL TYPE
July 1, 2023 - December 31, 2023**

[illegible]

AB483 MILEAGE GATHERING PILOT
SUPPLEMENTAL REPORT - MILEAGE BY COUNTY/BODY TYPE/FUEL TYPE
July 1, 2023 - December 31, 2023

LIGHT-DUTY (2LD)													
		B-HYBRID GASOLINE/ GASOHOL (GASOLINE/ ELECTRIC)	D-DIESEL	E-ELECTRIC	F-FLEXIBLE FUEL	G- GASOLINE/GA SOHOL	N- COMPRESSED NATURAL GAS	P-PROPANE	R- HYDROGEN	L- LIQUEFIED NATURAL GAS	Q-HYBRID ELECTRIC (PHEV)	Y-HYBRID DIESEL	TOTAL
County	Carson City	111,633	9,738,855	31,357	2,871,305	29,345,239	-	-	-	-	-	-	42,098,389
	Churchill	87,871	9,458,887	10,136	1,484,656	15,386,738	-	-	-	-	-	-	26,428,288
	Clark	5,199,606	113,485,873	1,272,808	80,601,346	731,139,899	87,219	6,619	-	-	-	12,677	931,806,047
	Douglas	211,492	18,602,068	133,370	3,333,278	33,627,967	-	-	-	-	-	-	55,908,175
	Elko	271,753	21,871,568	16,998	5,340,070	38,393,501	-	4,000	-	-	-	-	65,897,890
	Esmeralda	-	720,314	-	158,151	937,443	-	-	-	-	-	-	1,815,908
	Eureka	-	946,087	-	167,747	946,640	-	-	-	-	-	-	2,060,474
	Humboldt	-	6,291,505	-	1,266,039	10,021,879	-	-	-	-	-	-	17,579,423
	Lander	11,220	1,941,641	-	313,257	2,833,436	-	-	-	-	-	-	5,099,554
	Lincoln	-	1,806,020	-	229,002	1,731,029	-	-	-	-	-	-	3,766,051
	Lyon	179,702	18,408,429	15,649	4,482,524	38,878,970	-	18,000	-	-	-	-	61,983,274
	Mineral	20,674	1,243,759	-	243,544	2,678,474	-	-	-	-	-	-	4,186,451
	Nye	140,787	13,507,899	58,276	4,738,725	31,977,507	-	-	-	-	-	-	50,423,194
	Pershing	-	1,525,056	-	268,895	2,668,267	-	-	-	-	-	-	4,462,218
	Storey	9,122	1,519,672	-	452,903	2,933,354	-	-	-	-	-	-	4,915,051
	Washoe	1,305,986	67,681,218	511,871	26,109,884	221,692,304	10,114	12,222	-	-	-	-	317,323,599
	White Pine	11,640	3,662,398	-	960,762	8,818,796	-	-	-	-	-	-	13,453,596

AB483 MILEAGE GATHERING PILOT
SUPPLEMENTAL REPORT - MILEAGE BY COUNTY/BODY TYPE/FUEL TYPE
July 1, 2023 - December 31, 2023

HEAVY-DUTY (3HD)													
		B-HYBRID GASOLINE/ GASOHOL	D-DIESEL	E-ELECTRIC	F-FLEXIBLE FUEL	G- GASOLINE/GA SOHOL	N- COMPRESSED NATURAL GAS	P-PROPANE	R- HYDROGEN	L- LIQUEFIED NATURAL GAS	Q-HYBRID ELECTRIC (PHEV)	Y-HYBRID DIESEL	TOTAL
County	Carson City	-	1,012,277	1,793	943,548	1,274,718	-	-	-	-	-	-	3,232,336
	Churchill	-	591,691	-	163,032	452,246	-	-	-	-	-	-	1,206,969
	Clark	-	15,414,189	135,855	24,075,998	52,619,241	75,266	32,902	-	-	-	8,890	92,362,341
	Douglas	-	1,148,603	-	596,899	1,034,505	-	-	-	-	-	-	2,780,007
	Elko	-	1,364,992	-	214,466	716,320	-	-	-	-	-	-	2,295,778
	Esmeralda	-	26,004	-	-	19,000	-	-	-	-	-	-	45,004
	Eureka	-	33,852	-	-	26,168	-	-	-	-	-	-	60,020
	Humboldt	-	310,875	-	44,737	187,500	-	-	-	-	-	-	543,112
	Lander	-	47,760	-	29,305	-	-	-	-	-	-	-	77,065
	Lincoln	-	66,616	-	3,402	10,822	-	-	-	-	-	-	80,840
	Lyon	-	918,517	-	216,812	818,326	-	-	-	-	-	-	1,953,655
	Mineral	-	36,860	-	30,428	16,979	-	-	-	-	-	-	84,267
	Nye	-	722,191	-	408,466	1,095,885	13,005	-	-	-	-	-	2,239,547
	Pershing	-	34,581	-	-	61,955	-	-	-	-	-	-	96,536
	Storey	-	194,925	-	-	148,733	-	-	-	-	-	-	343,658
	Washoe	20,320	4,559,150	42,596	5,958,551	11,318,596	-	6,537	-	-	-	-	21,905,750
	White Pine	-	201,924	-	56,834	201,182	-	-	-	-	-	-	459,940

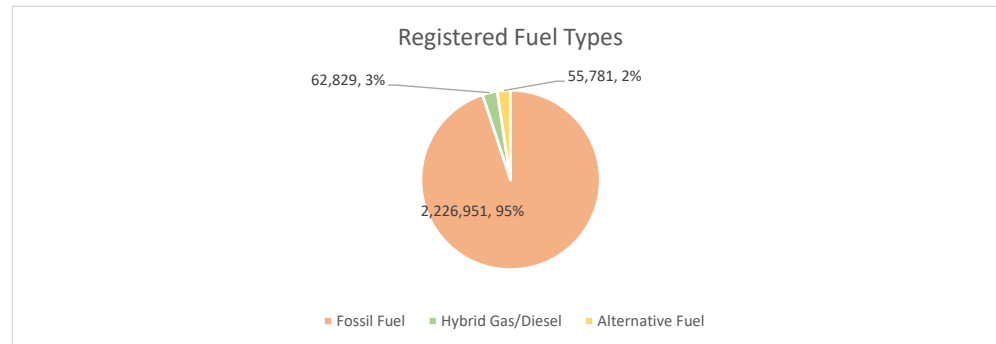
**AB483 MILEAGE GATHERING PILOT
SUPPLEMENTAL REPORT - MILEAGE BY COUNTY/BODY TYPE/FUEL TYPE
July 1, 2023 - December 31, 2023**

[illegible]

AB483 MILEAGE GATHERING PILOT
SUPPLEMENTAL REPORT - REGISTERED VEHICLES BY COUNTY AND FUEL TYPE
July 1, 2023 - December 31, 2023

		B-HYBRID GASOLINE/GASO HOL	D-DIESEL	E-ELECTRIC	F-FLEXIBLE FUEL	G- GASOLINE/GASOHOL	N-COMPRESSED NATURAL GAS	P-PROPANE	R-HYDROGEN	L-LIQUEFIED NATURAL GAS	Q-HYBRID ELECTRIC (PHEV)	Y-HYBRID DIESEL	TOTAL
County	Carson City	1,257	4,820	345	3,319	50,032	25	-	-	1	120	-	59,919
	Churchill	424	4,252	81	1,704	21,415	4	4	-	-	31	-	27,915
	Clark	46,176	58,609	35,029	87,862	1,322,158	1,117	515	1	5	7,877	10	1,559,359
	Douglas	1,120	7,666	545	3,358	48,366	3	1	-	-	177	-	61,236
	Elko	731	9,266	98	4,513	39,581	-	2	-	1	42	-	54,234
	Esmeralda	12	352	6	84	989	-	-	-	-	3	-	1,446
	Eureka	19	731	3	191	1,680	-	-	-	-	-	-	2,624
	Humboldt	190	3,540	22	1,378	14,145	-	-	-	-	15	-	19,290
	Lander	49	1,314	4	575	4,757	-	-	-	-	5	-	6,704
	Lincoln	63	1,277	10	386	3,976	-	-	-	-	6	-	5,718
	Lyon	1,073	7,513	296	3,939	52,261	2	12	-	-	108	1	65,205
	Mineral	59	672	10	379	4,043	-	1	-	-	3	-	5,167
	Nye	786	6,451	258	4,272	42,828	7	2	-	1	152	-	54,757
	Pershing	41	969	11	404	4,218	-	3	-	-	0	-	5,646
	Storey	73	918	32	371	4,784	-	-	-	-	15	-	6,193
	Washoe	10,624	28,201	6,889	23,429	329,041	85	82	-	73	1,625	36	400,085
	White Pine	85	1,615	4	791	7,556	-	1	-	-	11	-	10,063
	TOTAL	62,782	138,166	43,643	136,955	1,951,830	1,243	623	1	81	10,190	47	2,345,561

Fossil Fuel	2,226,951
Hybrid Gas/Diesel	62,829
Alternative Fuel	55,781



FOOTNOTES:

- All vehicles which registered or renewed during the reporting period are included whether odometer was collected or not.
- Truck-Tractors and Motortrucks registered with Motor Carrier are not included in this report.
- Report compiled EOB 01/05/2024.






Mileage Gathering Pilot Report 07.2023 - 12.2023

Final Audit Report

2024-01-30

Created:	2024-01-30
By:	Tyler Saunders (tpsaunders@dmv.nv.gov)
Status:	Signed
Transaction ID:	CBJCHBCAABAAhx-IGRUy46be3ed5Kl_jvGSZtgevlScA

"Mileage Gathering Pilot Report 07.2023 - 12.2023" History

-  Document created by Tyler Saunders (tpsaunders@dmv.nv.gov)
2024-01-30 - 4:04:51 PM GMT
-  Document emailed to Tonya Laney (tlaney@dmv.nv.gov) for signature
2024-01-30 - 4:04:57 PM GMT
-  Email viewed by Tonya Laney (tlaney@dmv.nv.gov)
2024-01-30 - 4:42:25 PM GMT
-  Document e-signed by Tonya Laney (tlaney@dmv.nv.gov)
Signature Date: 2024-01-30 - 4:44:24 PM GMT - Time Source: server
-  Agreement completed.
2024-01-30 - 4:44:24 PM GMT